

BAOMS

THE FACE OF SURGERY

PRELIMINARY PROGRAMME 2018

V4 / APRIL 2018

CLICK HERE FOR
ONLINE REGISTRATION

BETTER TOGETHER - SCIENTIA IN UNITATE



ANNUAL SCIENTIFIC MEETING

20-22 JUNE 2018 GALA THEATRE DURHAM

Platinum sponsor

stryker[®]

VSP® Orthognathics & Reconstruction

Plan a live
session at
**BAOMS
2018**

Virtual Surgical Planning



Please contact
vishna.mistry@stryker.com
to book a live session

 **3D SYSTEMS**

CONTENTS

INTRODUCTION
FROM THE BAOMS PRESIDENT

4

BAOMS COUNCIL 2018

4

EXHIBITION PLAN & LISTINGS

10

SCIENTIFIC PROGRAMME

WEDNESDAY JUNE

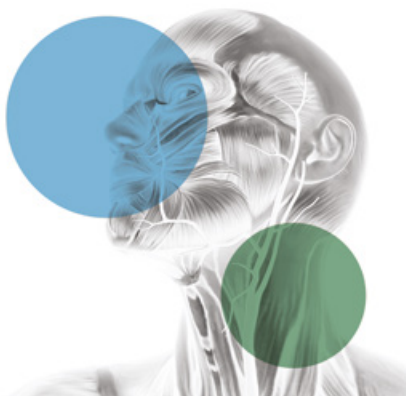
12

THURSDAY JUNE

15

FRIDAY JUNE

20



CONTINUING PROFESSIONAL DEVELOPMENT (CPD)

This meeting aims to provide attendees with the opportunity to gain up to date knowledge on the latest developments and techniques in research, audit, education, surgical techniques, clinical patient management and outcomes in the field of oral and maxillofacial surgery.

This is delivered through pre-conference courses, masterclasses, lectures, seminars and short papers.

Participants should verify their own attendance record out of the maximum hours available, which have been calculated as follows:

PRE-CONFERENCE COURSES 18 JUNE 2018

Sialendoscopy Workshop	CPD hours	5.5
Microvascular Coupling	CPD hours	3

PRE-CONFERENCE COURSES 19 JUNE 2018

One-day Facial Implants Workshop	CPD hours	7
One-day Cadaveric Course	CPD hours	7
Half-day Cosmetic Surgery Fillers	CPD hours	2

MAIN MEETING

Wednesday 20 June 2018	CPD hours	4.5
Thursday 21 June 2018	CPD hours	6.5
Friday 22 June 2018	CPD hours	6

EARLY MORNING MASTERCLASSES

21 / 22 June 2018 (per masterclass)	CPD hours	1
-------------------------------------	-----------	---

CERTIFICATES OF ATTENDANCE

Certificates of attendance indicating the CPD hours for the elements of the meeting booked by the attendee will be sent by email after the conference.

SIGNING THE ATTENDANCE REGISTER

In order to meet the requirements of verifiable CPD attendees should sign in at the Registration Desk on each day that they attend the conference. BAOMS is required to keep this attendance record on file in order for CPD hours to be considered verifiable. Your cooperation is much appreciated.

EVALUATION FORMS

The provision and holding on file of delegate evaluation forms is another requirement of verifiable CPD. Please ensure that you complete the form which is included in your delegate pack and either hand it in at the Registration Desk or send it to the BAOMS Office immediately after the meeting. Your co-operation is much appreciated.

SPONSORS

PLATINUM
SPONSOR

stryker

GOLD
SPONSORS

DePuySynthes
COMPANIES OF Johnson & Johnson

ETHICON
PART OF THE Johnson & Johnson FAMILY OF COMPANIES

KLS martin
GROUP

SILVER
SPONSOR

Nobel Biocare



IAN MARTIN
BAOMS PRESIDENT 2018

Dear friends and colleagues,

My wife Diane and I and all of my colleagues in Sunderland are looking forward to welcoming you to Durham for our annual scientific meeting in June. We have tried to structure the programme to meet the educational needs of as many as possible, by concentrating the plenary sessions, masterclasses and keynotes in areas of every day practice for the majority. I am very honoured that Derek Alderson, President of RCS England has agreed to deliver the president's lecture and Professor Klaus-Dietrich Wolff, President of EACMFS has kindly agreed to deliver the Norman Rowe lecture.

My colleagues have put together an impressive collection of pre-meeting practical and innovative courses on the Monday and Tuesday, which have been generously supported by our commercial sponsors and cover: dermal fillers, complex implants, cadaveric hands on course covering facial re-animation and approaches to the infra-temporal fossa, sialendoscopy and microvascular coupling. There are early morning masterclasses on robotic surgery, perforator flaps, nasal reconstruction, use of the dermatoscope, sports injuries, and cone beam CT. Places for these courses and masterclasses are limited and heavily subsidised, so please book early to avoid disappointment.

There will be plenary sessions covering oncology, reconstruction, skin surgery, facial deformity, and aesthetic surgery. There will also be special keynote lectures updating on oral medicine and mucosal dysplasia, an update on the new OMFS curriculum and a special session for SAS surgeons organised by our associate fellows; so hopefully something for everybody.

There is ample opportunity to listen and engage in debate during the free papers, and there will be a wide selection of electronic posters to peruse.

Please note because of space constraints, delegate numbers will be limited and available on a "first come first served" basis, and as I have already mentioned due to the England v Australia cricket international, you are strongly recommended to book hotels early. Because of the limited space we will only be offering packed lunches this year (reflected in the conference fee), however, there are numerous restaurants in the Piazza surrounding the Gala Theatre for those wanting a more substantial meal.

The welcome reception will be held in Durham cathedral, a world heritage site within walking distance of the Gala Theatre and the conference hotel. The Annual Black Tie Gala Dinner and Dance with live band will be held in the Radisson Blu hotel. In addition Diane has organised a cultural day out in the North East for accompanying persons on Thursday, and there are a number of networking events available to facilitate exchange of ideas and reflection with colleagues in a less formal setting.

Finally I hope you will make some time to take in the beautiful city of Durham and perhaps venture further afield to Hadrian's Wall, and the spectacular County Durham and Northumbrian countryside and coastline.

COUNCIL 2018

- Ian Martin**
President
- Satyesh Parmar**
Vice President:
- Robert Bentley**
President Designate
- Stephen Dover**
Immediate Past President
- Ian Holland**
Honorary Treasurer
- Austen Smith**
Honorary Secretary
- Patrick Magennis**
Chair of Council
- David Mitchell**
Editor of BJOMS

Council members

- Ian Sharp**
Fellow
- Kathleen Fan**
Fellow and media and public relations
- David Keith**
Fellow and clinical effectiveness
- Alistair Smyth**
Fellow and recruitment and retention
- James McCaul**
Fellow and research
- Iain McVicar**
Fellow and eLearning
- Robert Banks**
Fellow and Chair of Consultants and Specialists' Group
- Bhavin Visavadia**
Fellow and Deputy Chair of Consultants and Specialists' Group
- Vinita Shekar**
Associate Fellow
- Parminder Shoker**
Associate Fellow
- Ambika Chadha**
Fellows in Training lead
- Alexander Hills**
Fellows in Training deputy
- Shadi Basyuni**
Junior Trainees and Members' representative
- Alexandra Thompson**
Chair of Junior Trainees and Deputy Junior Trainees and Members' representative
- Emma Woolley**
Co-opted as Chair of SAC in OMFS

PRE-MEETING COURSES: MONDAY 18 JUNE 2018

Sialendoscopy for beginners

Sponsored by: **Karl Storz** and **Cook Medical**

Venue: Education Centre, Sunderland Royal Hospital, SR4 7TP. Limited to 12 participants. 5.5 CPD hours

Course Organisers

Mr Robert J Banks, Consultant Oral and Maxillofacial Surgeon, Sunderland Royal Hospital

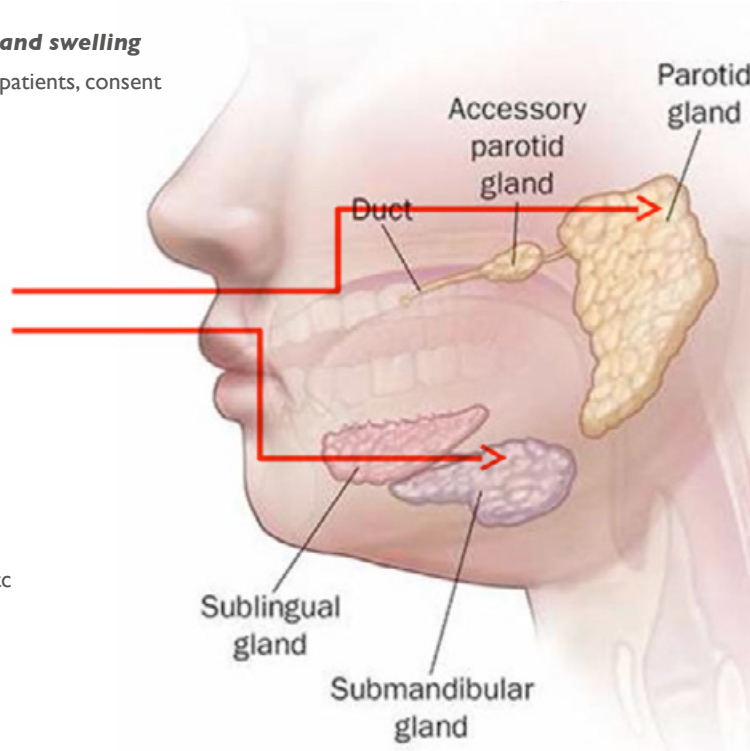
Mr David J W Keith, Consultant Oral and Maxillofacial Surgeon, Sunderland Royal Hospital

Invited Speaker

Mr Richard Crosher, Consultant Oral and Maxillofacial Surgeon, Rotherham General Hospital

Programme

0930	Registration & Coffee
1000	Introduction and Why Sialendoscopy?
1015	Anatomy of salivary glands and ducts
1030	Imaging in Salivary Conditions
1050	Initial management of intermittent salivary gland swelling Symptoms, examination, choice of imaging, options for patients, consent Causes: stones, strictures or what?
1110	Choice of Anaesthesia?
1120	Practical aspects of starting a sialendoscopy service Costs, type of scope, care equipment, sterilisation
1130	The Papilla How to find, access, if you cannot find it?
1140	Sialendoscopy – in the duct, what next ? Diagnosis, stones, strictures Limitations of endoscopic alone Surgical options to assist, intraorally, and limits Treatment of stones and strictures Options, type of baskets, ballons, drills, stonebreaker etc
1210	Complications – when to stop, alternatives
1230	Cases to illustrate
1250	Pigs head and Anatomy
1300	Lunch
1400	Pigs Head Training – 2 participants per head Learning sialendoscopy skills with “Marchal” all in one sialendoscope on the parotid and submandibular duct of a pigs head
1600	Coffee
1630	Discussion and Questions
1700	Finish



STORZ
KARL STORZ – ENDOSKOPE

COOK
MEDICAL

BOOK THIS COURSE ONLINE NOW

PLEASE NOTE CLOSING DATE FOR BOOKINGS IS 21 MAY 2018
Please book as soon as possible. Special reduced rates for BAOMS members.

PRE-MEETING COURSES: MONDAY 18 JUNE 2018

Microvascular Coupling

Sponsored by: **Synovis**

Venue: Education Centre, Sunderland Royal Hospital, SR4 7TP. Limited to 8 participants. 3 CPD hours

Course leads

Mr Ajay Wilson and Mr Michael Nugent, Sunderland Royal Hospital

Programme

0900	Introduction
0915	Presentation and Demonstration
1000	Practice on animal model – Venous end to end anastomoses
1100	Break
1115	Practice on animal model – Venous end to side anastomoses
1215	Close

BOOK THIS COURSE ONLINE NOW

Please book as soon as possible. Special reduced rates for BAOMS members.

PRE-MEETING COURSES: TUESDAY 19 JUNE 2018

Cadaveric study day

Sponsored by: **Stryker**

Venue: Freeman Hospital, Anatomy Lab, Newcastle. Limited to 16 participants. 7 CPD hours

Course leads

Mr Michael Nugent, Mr Andrew Burns, Mr Jeremy McMahon and Mr Ajay Wilson

Programme



0830	Faculty Meeting in seminar room
0830	Registration for Course participants
0900	Introduction
0930	Principles of Temporalis myoplasty for facial reanimation
0945	Demonstration in Cadaver lab
1045	Coffee Break
1115	Cadaver workshop
1230	Lunch
1315	Anterolateral corridor approach to Infratemporal fossa and posterior maxillary tumours
1330	Demonstration in Cadaver lab
1430	Cadaveric workshop
1700	Debrief and finish of session

Faculty
Mike Nugent
Rob Laycock
Matthew Kennedy
Simon Endersby
Andy Burns
Jeremy McMahon,
Ajay Wilson

BOOK THIS COURSE ONLINE NOW

Please book as soon as possible. Special reduced rates for BAOMS members.

1 day cadaveric dissection course

Aimed at specialist trainees

19
June
2018

Freeman Hospital, Newcastle

16 places, book early via BAOMS online registration

*Special Rates for BAOMS Members



Topics include:

**Temporalis Myoplasty for Facial Reanimation,
Posterior Maxillary Tumours**

Anterolateral corridor approach to Infratemporal fossa

BAOMS

stryker

PRE-MEETING COURSES: TUESDAY 19 JUNE 2018

Implant treatment for compromised bone situations and the Edentulous arch all-on-4® Treatment Concept

Venue: Radisson Blu Hotel in Durham, Seam Suite. Limited to 20 participants. 7 CPD hours allocated by BAOMS for full attendance.

Course leads

Mr Robert Banks, Consultant Oral and Maxillofacial Surgeon
Mr Ian Lane, Managing Partner, Queensway Dental Clinic
Mr Richard Elliott, Managing Director, Queensway Dental Laboratory

Course overview

Expanding the clinician's awareness of surgical treatment options for edentulous arches, this advanced course will look at both fixed and removable options, including the All-on-4 concept. Participants will focus on the practical skills necessary to select and treat edentulous patients. hands-on exercises and demonstrations enable participants to experience surgical solutions and the components needed more fully. This course is designed for clinicians who have extensive experience in implant dentistry.

Learning objectives

- Review biological and anatomical considerations of the edentulous arch
- Explore diagnostics and treatment planning including anatomical and aesthetic considerations
- Assess indications, contraindications and surgical and prosthodontic options for different patient groups
- Examine treatment options for the edentulous arch in compromised bone situations
- Compare graftless vs grafted procedures (All-on-4, short implants, narrow implants, sinus lifting, zygomatic implants)
- Consider surgical and restorative procedures for immediate loading
- Appraise treatment options for edentulous arches including fixed and removable options
- Discuss maintenance of implants and how to manage complications in the edentulous patient
- Review supporting scientific literature and clinical evidence

Programme



0845	Registration and welcome – Tea/coffee
0900	Introduction and shared course objectives
0915	Overview: All-on-4 history and science – how we got here, and where we are going?
1030	Treatment planning, patient selection and case assessment: What are my options? Sinus lift vs Ao4. Kois risk assessment and patient selection. Planning a predictable case outcome. Essential patient information and consent
1115	Break
1130	Treatment planning study models and images: Case 1 and Case 2 or delegate case discussion
1215	Nobel Clinician update: for surgical stents (to discuss planning). Nobel Communicator – PDF export and viewer.
1300	Lunch
1330	Surgical Requirements for implant placement: Malo Protocols. Restorative planning of the patient. Laboratory preparation of the patient. Surgical preparation of the patient.
1400	Hands on Models. All-on-4 angled implant placement vs Sinus Augmentation
1515	All-on-4 principles applied on the oncology patient in OMFS
1545	Immediate and long term care and follow up: Long term follow up and restorative options for All-on4 patient Complications: Implant and prosthetic failures
1645	Conclusion, debrief and course review.

BOOK THIS COURSE ONLINE NOW

Please book as soon as possible. Special reduced rates for BAOMS members.

PRE-MEETING COURSES: TUESDAY 19 JUNE 2018

Cosmetic Fillers Masterclass

Sponsored by: **Allergan**

Venue: Drift Suite, Radisson Blu Hotel. Limited to 15 participants.

Course lead

Mr J Ryan

Masterclass 1400 – 1600

The Masterclass is divided into two parts, firstly a discussion about dermal fillers with aims and objectives below, and secondly live demonstrations to lips, naso-labial area, marionette lines and cheeks.

Aims and Objectives

- Gain understanding of use of dermal fillers in the facial region
- Describe different fillers and advantages and disadvantages
- Demonstrate injection technique to lips, marionette and naso-labial regions, and cheeks
- Understand the importance of assessment and patient expectation

BOOK THIS COURSE ONLINE NOW

Please book as soon as possible. Special reduced rates for BAOMS members.

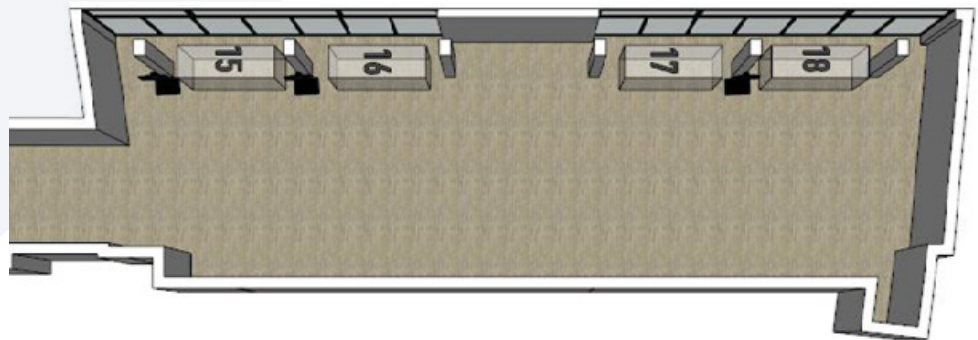


GALA THEATRE MEDICAL EXHIBITION FLOOR PLANS GROUND FLOOR CAFÉ

LIST OF EXHIBITORS

- | | |
|---------|---|
| 15 / 16 | Stryker (Platinum Sponsor also see space 1 in studio one) |
| 17 | KLS Martin (Gold Sponsor also see space 5 in studio one) |
| 18 | Nobel Biocare (Silver sponsor) |

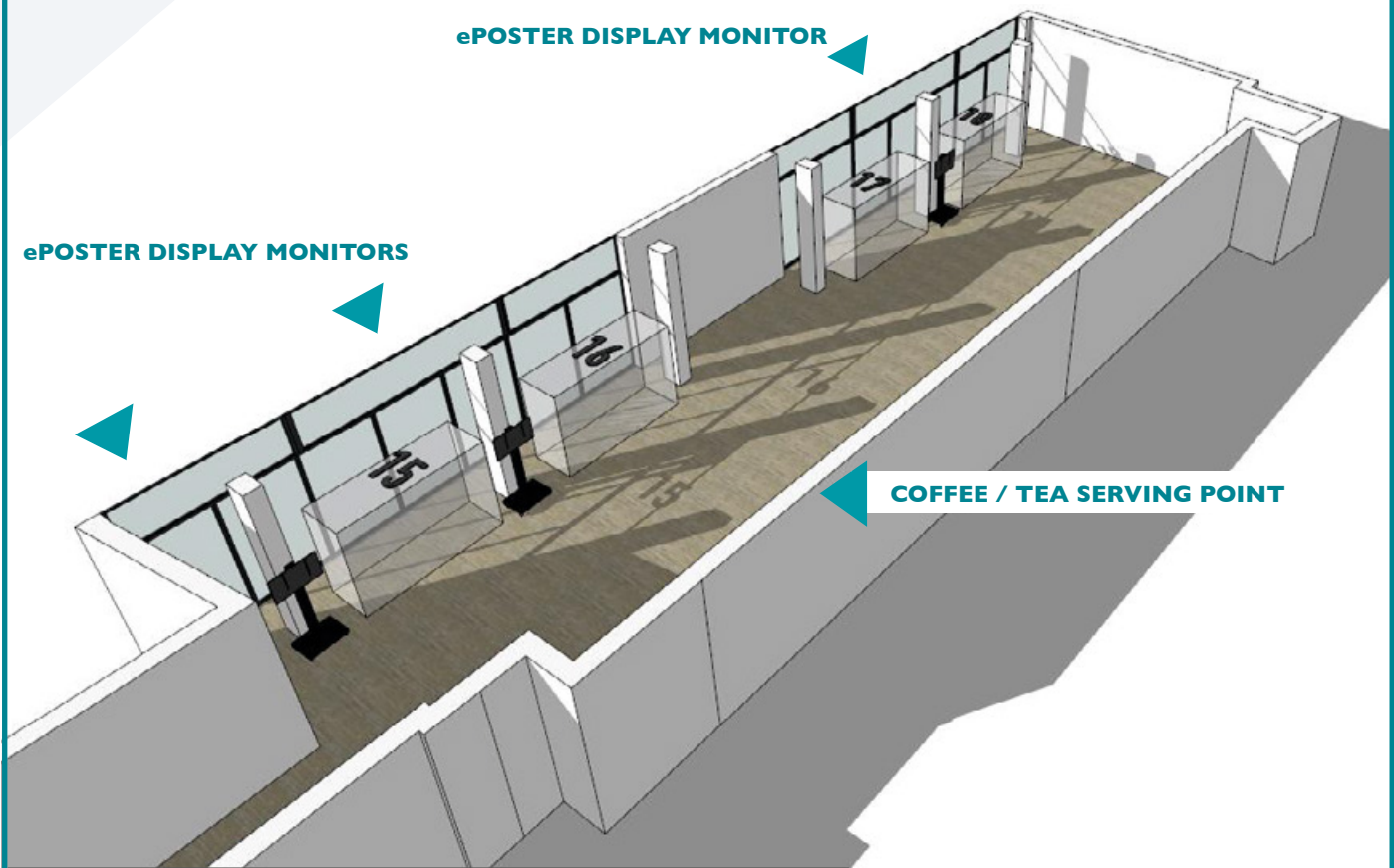
ENTRANCE
from registration foyer



ePOSTER DISPLAY MONITOR

ePOSTER DISPLAY MONITORS

COFFEE / TEA SERVING POINT



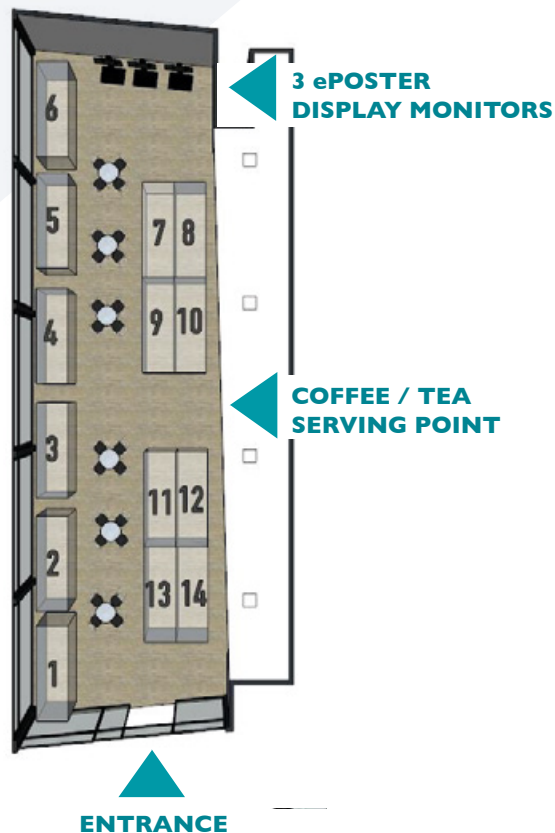
ENTRANCE
from registration foyer

GALA THEATRE MEDICAL EXHIBITION FLOOR PLANS
SECOND FLOOR STUDIO

LIST OF EXHIBITORS

- 1 Stryker (Platinum Sponsor also see spaces 15 / 16 in café)
- 2 General Medical
- 3 Dolphin Imaging
- 4 Renishaw
- 5 KLS Martin (Gold Sponsor also see space 17 in café)
- 6 BAOMS
- 7 Mercian Surgical Supplies
- 8 Integra
- 9 Norgine
- 10 OSSDSIGN
- 11 / 12 DePuy Synthes (Gold Sponsor)
- 13 / 14 Cook Medical

Circle bar: EACMFS, Mercy Ships, Saving Faces/NFORC and Wisepress Books
(First floor)



stryker

MAIN ANNUAL SCIENTIFIC CONFERENCE 20-22 JUNE 2018

Gala Theatre, Millennium Place, Durham, DH1 1WA



Please note that daytime catering is provided for all registered delegates and will consist of tea and coffee servings and a packed sandwich lunch.

BOOK ONLINE NOW

Please book as soon as possible. Special reduced rates for BAOMS members.

WEDNESDAY 20 JUNE 2018

- 0930-1730 Registration, main entrance, Gala Theatre
- 1000-1045 Consultant and Specialists' Group Meeting, Main auditorium, Gala Theatre
- 1000-1045 Associate Fellows' Meeting, Drift Suite Radisson Blu Hotel, Durham
- 1000-1045 Fellows in Training Meeting, Cavill Suite Radisson Blu Hotel, Durham
- 1000-1045 Junior Trainees and Members' Meeting, Screen 1, Gala Theatre
- 1100-1105 **WELCOME** – Mr Ian Martin, BAOMS President, Main auditorium, Gala Theatre

1105-1150 **PRESIDENT'S LECTURE** MAIN AUDITORIUM, GALA THEATRE

Surgical specialisation - too far or not far enough?

Professor Derek Alderson, President, Royal College of Surgeons of England, Emeritus Professor of Surgery, University of Birmingham

1150-1250 **BAOMS ANNUAL GENERAL MEETING**

1250-1310 **AWARDS CEREMONY** MAIN AUDITORIUM, GALA THEATRE

- | | |
|---|--|
| <ul style="list-style-type: none"> Down Surgical Prize BAOMS Surgery Prize President's Prize Norman Rowe Clinical Prize Paul Toller Research Prize Associate Fellows' Prize Members' Prize Intercollegiate Medal Platinum/main Sponsor Prize | <ul style="list-style-type: none"> Awarded jointly to: Paul Johnson – Citation to be given by: Carrie Newlands and Michael Fardy – Citation to be given by: Satyesh Parmar Rajiv Anand – Citation to be given by: Jagtar Dhanda Jahrad Haq Harlene Kaur Mohamed Imran Suida Awarded jointly to: Laura O'Sullivan and Drazsen Vuity Shiva Shankar Subramaniam Stryker |
|---|--|

1310-1400 LUNCH, WITH MEDICAL EXHIBITION, ePOSTERS ON GROUND FLOOR CAFE AND STUDIO 1, SECOND FLOOR

1330-1500 BJOMS Editorial Board meeting (invitation only), Drift Suite at the Radisson Blu Hotel

1400-1530 SYMPOSIUM RUNS CONCURRENTLY WITH SYMPOSIUM IN SCREEN I

1400-1530 **SYMPOSIUM MAIN AUDITORIUM**

Oncology

1400-1420 *Is there a Role for Navigation in Oral Oncological Surgery?* – Dr Jasjit K Dillon, Clinical Associate Professor Chief of Service and Programme Director, Department of Oral and Maxillofacial Surgery, University of Washington, Harborview Medical Centre, Seattle, USA

1420-1440 *Extended maxillectomy in locally advanced cancer of the maxillary alveolus and sinonasal cavity* – Mr Jeremy McMahon, Consultant Maxillofacial Head & Neck Surgeon, Queen Elizabeth University Hospital, Glasgow

1440-1500 *Mandibular Resection* – Mr James Adams, Consultant Oral and Maxillofacial Surgeon, Newcastle Hospitals

1500-1520 *Sentinel node biopsy for head and neck cancer; current and Future perspectives* – Mrs Clare Schilling, Oral and Maxillofacial Surgeon, University College Hospital, London

1520-1530 Panel: Questions and Answers

1400-1530 **SYMPOSIUM SCREEN I**

Staff Associate Specialists (SAS)

1400-1440 *SAS Charter and job planning for SAS grade doctors* – Mr Paul Atkinson, Industrial Relations Officer, BMA Northern Centre

1440-1520 *SAS Development* – Dr Amit Kochhar, Associate Specialist ENT, University Hospitals of Morecambe Bay Foundation Trust, Chair of SASC UK

1520-1530 Panel: Discussion and questions

1530-1600 TEA, WITH MEDICAL EXHIBITION, ePOSTERS ON GROUND FLOOR CAFE AND STUDIO I, SECOND FLOOR

1600-1800 KEYNOTES RUN CONCURRENTLY WITH FREE PAPERS IN SCREEN I

1600-1650 **KEYNOTE MAIN AUDITORIUM**

An Update on Oral Medicine – Professor Michael Escudier, Professor of Oral Medicine, King's College London, Dean, Faculty of Dental Surgery, Royal College of Surgeons of England

1700-1750 **KEYNOTE MAIN AUDITORIUM**

Highs and lows, losses and gains, the risk assessment of oral epithelial dysplasia – Dr Max Robinson, Senior Lecturer in Oral Pathology, Centre for Oral Health Research, Newcastle University

1600-1800 **SINGLE FREE PAPER SESSION SESSION I**

12 PAPERS 5 minutes for each presentation, 3 minutes Q&A and 2 minutes to swap speakers

MISCELLANEOUS SCREEN ONE

Session chairs: to be advised, to be advised

<p>1600-1610 1 <i>Always the bridesmaid... OMFS in the UK missing out NHS digital representation</i> – Mr Austen T Smith, Sheffield and Barnsley Hospitals</p>	<p>1610-1620 2 <i>Retrosternal thyroidectomy – a single surgeon's 15-year experience</i> – Mr James Alexander Olding, The Royal London Hospital / King's College Hospital</p>
--	---

MISCELLANEOUS SCREEN ONE

- | | |
|---|---|
| <p>1620-1630 3 <i>Is there a future for the deployed military OMFS Surgeon?</i> – Mr Edward Larkin, NHS Lothian</p> <p>1640-1650 5 <i>The TIG fellowship: why are trainees not seizing the opportunity?</i> – Miss Cristina Frezzini, Sheffield Teaching Hospital NHS Foundation Trust</p> <p>1700-1710 7 <i>Determining the true level of oral morbidity in UK military personnel deployed in Afghanistan</i> – Surg Lt Cdr Thomas Pepper, Defence Medical Services</p> <p>1720-1730 9 <i>Global Health Partnerships - Could they benefit UK maxillofacial trainees?</i> – Dr Shadi Basyuni, Cambridge University Hospitals</p> <p>1740-1750 11 <i>Patient perceptions of costs</i> – Dr Aysha Nijamudeen, Sunderland Royal Hospital</p> | <p>1630-1640 4 <i>Witchcraft or wizardry? A prospective audit of 650 consecutive frenulotomies performed by one surgeon</i> – Mr Imadeddin Adwan, Royal Blackburn Teaching Hospital</p> <p>1650-1700 6 <i>Oral & Maxillofacial Surgery (OMFS) trainees and consultants resume the trend of letting their dental registration lapse</i> – Mr Dr Helen Cashman, Aintree University Hospital</p> <p>1710-1720 8 <i>Lacrimal gland apparatus procurement in facial transplantation: An anatomical study</i> – Mr Asif Hasan, Royal Victoria Infirmary, Newcastle</p> <p>1730-1740 10 <i>The cost and clinical effectiveness of a telephone biopsy results clinic</i> – Miss Christina Mavrokefalou Diamanti, Northwick Park Hospital</p> <p>1750-1800 12 <i>An evaluation of the OMFS service with the introduction of Advanced Clinical Practitioners (ACP) in maxillofacial surgery - The Leeds experience</i> – Miss Ritam Verma, Leeds Teaching NHS Trust</p> |
|---|---|

1830-2030

WELCOME RECEPTION DURHAM CATHEDRAL

- 1845 Chapter Welome and organ recital
1900 Drinks and canapés the cloisters



THURSDAY 21 JUNE 2018

0715-0815

EARLY MORNING MASTERCLASSES AT THE RADISSON BLU HOTEL

Open to attendees of the main BAOMS meeting fee payable via online registration form. Limited to 20 participants.

Cavil Suite: **Perforator Flaps**

Tutor: Professor Klaus D Wolff

Kist Suite: **Practical use of Dermatoscope**

Tutor: Dr Christy Chou

Drift Suite: **Managing Sports Injuries**

Tutor: Mr Michael Fardy

0800-1730

Registration, main entrance, Gala Theatre

0830-1100

DUAL FREE PAPER SESSIONS SESSIONS 2 & 3

30 PAPERS 5 minutes for each presentation, 3 minutes Q&A and 2 minutes to swap speakers

HEAD AND NECK RECONSTRUCTION & QUALITY OF LIFE MAIN AUDITORIUM

Session chairs: to be advised
to be advised

- 0830-0840 13 *Transoral robotic-assisted oro-pharyngeal reconstruction – Mr Cyrus Kerawala, The Royal Marsden Hospital, London*
- 0840-0850 14 *Immediate oral feeding following head and neck free flaps - influence on length of stay and complications – Mr Cyrus Kerawala, The Royal Marsden Hospital, London*
- 0850-0900 15 *Orbital reconstruction following ablative surgery – Southampton algorithm – Mr Madan Ethunandan, University Hospital Southampton*
- 0900-0910 16 *Cranio-orbital resection and reconstruction using surgical guides and patient specific PEEK implants – Southampton experience – Mr Madan Ethunandan, University Hospital Southampton*
- 0910-0920 17 *Unscheduled return to the operating theatre after major Head and Neck Surgery and Free Flap Repair – Mr Jeremy McMahon, Queen Elizabeth University Hospital, Glasgow*
- 0920-0930 18 *The Submental Island flap for Oropharyngeal Reconstruction: A Mid-Essex experience of 22 cases – Mr Khemanand Maharaj, Mid-Essex Hospital Trust*
- 0930-0940 19 *The value of Cardiopulmonary Exercise Testing as a prognostic indicator for Head and Neck Cancer Patients considered for Primary Surgery – Dr Nicole Fernandes, Leeds Teaching Hospitals*

TRAUMA
SCREEN ONE

Session chairs: to be advised
to be advised

- 0830-0840 28 *Has there been a recession in facial trauma too? A review of acute operating in the Mersey Regional Oral & Maxillofacial Surgery (OMFS) Unit – Mr Kapil Java, University Hospital Aintree*
- 0840-0850 29 *A five year retrospective study to examine the outcome of mandibular fractures that presented late to the maxillofacial services at a DGH – Mr Anthony Greenstein, Crosshouse Hospital*
- 0850-0900 30 *An assessment tool for orbital trauma - should the orbits be included in head CT? – Mr James Allison, Royal Victoria Infirmary, Newcastle*
- 0900-0910 31 *A “Real Time” screening tool to aid management of Post-Traumatic Stress Disorder in facial trauma patients for use in the Oral and Maxillofacial outpatient setting – Miss Kate Howson, King’s College Hospital*
- 0910-0920 32 *Elective Acute Oral and Maxillofacial Surgery (OMFS) Theatres – Impact on out of hours, training experience and length of stay – Mr Kapil Java, University Hospital Aintree*
- 0920-0930 33 *The management of Penetrating Neck Injury at a London Major Trauma Centre – a one-year survey – Mr James Alexander Olding, The Royal London Hospital / King’s College Hospital*
- 0930-0940 34 *The BAOMS National Facial Injury Surveys: A Cross-Sectional Temporal Survey Study of the Facial Injury Tissue-Type presenting to UK Emergency Departments over 11 years – Dr Rhodri Davies, King’s College London*

HEAD AND NECK RECONSTRUCTION & QUALITY OF LIFE MAIN AUDITORIUM

- 0940-0950 20 *The submental island flap as a reconstructive alternative in Head and Neck cancer defects in select patient group: our 3-year experience* – Mrs Sajina Ananth, Gloucester Royal Hospital
- 0950-1000 21 *Intra-oral anastomosis as possible approach for mid-face free flap reconstruction* – Mr Milad Tavakoli, Manchester Royal Infirmary
- 1000-1010 22 *Is the Clavien-Dindo Classification of Surgical Complications valid and applicable in Head and Neck Cancer Surgery?* – Ms Louise Dunphy, The John Radcliffe Hospital, Oxford
- 1010-1020 23 *Wound infusion catheters in Free Flap Head and Neck Cancer Patients* – Dr Kathryn Simpson, Queen Elizabeth University Hospital, Glasgow
- 1020-1030 24 *Osteomusculofascial and musculofascial free flaps for intraoral reconstruction: Shall we leave the skin where it is?* – Mr Juergen Schlabe, Guy's and St Thomas' Trust
- 1030-1040 25 *Grave's Orbitopathy - Setting up an Orbital MDT and the role of the Maxillofacial Surgeon* – Miss Ishita Basu, Northwick Park Hospital
- 1040-1050 26 *Head and Neck Cancer Patients' Attitudes Towards Exercise* – Dr Aysha Nijamudeen, Sunderland Royal Hospital
- 1050-1100 27 *Giving the smile back to patients - Validation of a new Quality of Life Questionnaire for Facial Palsy Patients* – Mr Prateek Biyani, Sheffield Teaching Hospitals

TRAUMA SCREEN ONE

- 0940-0950 35 *Regional implementation of a new international facial trauma course in Europe* – Mr Iain McVicar, Queen's Medical Centre, Nottingham University Hospitals NHS Trust
- 0950-1000 36 *Blast injuries in a civilian population - Clinical experiences from Manchester bombing* – Mr Jesuloba Abiola, Manchester Royal Infirmary
- 1000-1010 37 *The use of interlocking / PEEK patient specific facial implants (PSI) in the treatment of facial deformities, an outcome study* – Mr Mohammed Anabtawi, Sheffield Teaching Hospitals
- 1010-1020 38 *Postoperative observations for orbital and zygomatic repairs – A 5-year review* – Mr Yasser Safdar, Royal Hallamshire Hospital
- 1020-1030 39 *Surgical management of Zygomatic Maxillary Complex Fractures as Day-Case Procedures* – Miss Ritam Verma, Leeds General Infirmary
- 1030-1040 40 *A retrospective review of paediatric condyle fractures* – Dr Paras Parmar, Queen's Birmingham Childrens Hospital
- 1040-1050 41 *Penetrating Maxillofacial Trauma – epidemiology and injury characteristics in terror-related violence, interpersonal violence and deliberate self-harm at a Level 1 Trauma Centre* – Mr James Alexander Olding, The Royal London Hospital/ King's College Hospital
- 1050-1100 42 *Re-operative factors in Zygomatico-orbital trauma* – Mr Richard Taylor, Sheffield Teaching Hospitals NHS Foundation Trust / Royal Hallamshire Hospital

1100-1130 COFFEE WITH MEDICAL EXHIBITION, ePOSTERS ON GROUND FLOOR CAFE AND STUDIO 1, SECOND FLOOR

1100-1200 Maxillofacial Trainee Research Collaborative (MTRC), Drift Suite, Radisson Blu Hotel

1130-1300 SYMPOSIUM RUNS CONCURRENTLY WITH FREE PAPERS IN SCREEN 1

1130-1300 **SYMPOSIUM** MAIN AUDITORIUM

Skin

- 1130-1150 *Non Surgical Management of Head and Neck Skin Cancer* – Dr Maneesha Vatve, Consultant Dermatologist and Clinical Director, University Hospital, North Durham
- 1150-1210 *The Dermatoscope in Skin Diagnosis* – Dr Christy Chou, Trust Plastic Surgeon, University Hospital of Durham
- 1210-1230 *Systemic Therapy for Melanoma* – Dr Nicola Cresti, Consultant Medical Oncologist, Northern Centre for Cancer Care, Newcastle Upon Tyne

1130-1300 SYMPOSIUM RUNS CONCURRENTLY WITH FREE PAPERS IN SCREEN 1

1230-1250 *The current role of Sentinel Lymph Node Biopsy (SLNB) in the management of head and neck cutaneous malignancy*
– Mr Ben Gurney, Consultant Oral and Maxillofacial Surgeon, Royal Surrey County Hospital, Guildford

1250-1300 Panel: Questions and Answers

1130-1300 SINGLE FREE PAPER SESSION SESSION 4
9 PAPERS 5 minutes for each presentation, 3 minutes Q&A and 2 minutes to swap speakers

AUDIT SCREEN ONE

Session chairs: to be advised, to be advised

- | | |
|--|---|
| <p>1130-1140 43 <i>An audit on Oral and Maxillofacial Surgery outpatient utilisation - A comparison with guidelines and potential impact on training</i> – Mr Daniel van Gijn, Royal Surrey County Hospital</p> | <p>1140-1150 44 <i>Paper light consenting: The experience of a district general OMFS department</i> – Dr TJ Horgan, Royal United Hospital Bath</p> |
| <p>1150-1200 45 <i>An assessment of the quality of documented clinical parameters in the first 72 hours of monitoring patients following oral cancer resection and homologous free-flap reconstruction</i> – Dr John Gerard Barry, University Hospital Wales</p> | <p>1200-1210 46 <i>Emergency management of the neck breather: A closed loop, multi-centre audit</i> – Miss Alexandra Thompson, Northern General Hospital Sheffield</p> |
| <p>1210-1220 47 <i>Major incident awareness and preparedness: A prospective two-stage audit</i> – Mr Jasdeep Brar, King's College Hospital</p> | <p>1220-1230 48 <i>The Role of CT guided biopsies in Head and Neck lesions - Our experience – a one-year survey</i> – Dr Sarah Jadun, University Dental Hospital Manchester</p> |
| <p>1230-1240 49 <i>A 5 year review of extended (abdominal and chest) staging scan findings for head and neck cancer patients in NHS Lanarkshire</i> – Mr Dominic Lamont, University Hospital Monklands</p> | <p>1240-1250 50 <i>Do inpatient records reflect a 'seven day NHS'?</i> – Dr Daniel Armstrong, Queen Victoria Hospital</p> |
| <p>1250-1300 51 <i>Audit on the accuracy of clinical coding for oral and maxillofacial surgery procedures</i> – Dr Harshini Pindolia, Northwick Park Hospital NHS Trust</p> | |

1300-1400 LUNCH WITH MEDICAL EXHIBITION, ePOSTERS ON GROUND FLOOR CAFE AND STUDIO 1, SECOND FLOOR

1300-1400 LUNCHTIME SYMPOSIUM SCREEN ONE



1400-1530 SYMPOSIUM RUNS CONCURRENTLY WITH FREE PAPERS IN SCREEN 1

1400-1530 SYMPOSIUM MAIN AUDITORIUM

Deformity

1400-1420 *Orthognathic Surgery in the UK - Challenges for the future?* – Mr Ken Sneddon, Consultant Oral and Maxillofacial Surgeon Queen Victoria Hospital, East Grinstead

1420-1440 *Counter Clockwise Movements in Orthognathic Surgery – Can I be tempted?* – Mr Paul Johnson, Consultant Oral and Maxillofacial Surgeon, Royal Surrey County Hospital, Guildford

1400-1530 SYMPOSIUM RUNS CONCURRENTLY WITH FREE PAPERS IN SCREEN 1

- 1440-1500 *How to Avoid Adverse Outcomes in Orthognathic Surgery* – Mr Andrew Stewart, Consultant Oral and Maxillofacial Surgeon, Kingston Hospital, London
- 1500-1520 *3D online planning for Orthognathic Surgery – Practical Aspects* – Mr Robert Banks, Mr David JW Keith, Consultant Oral and Maxillofacial Surgeons, Sunderland Royal Hospital
- 1520-1530 Panel: Questions and Answers

1400-1530 SINGLE FREE PAPER SESSION SESSION 5
9 PAPERS 5 minutes for each presentation, 3 minutes Q&A and 2 minutes to swap speakers

CANCER SCREEN ONE

Session chairs: to be advised, to be advised

- | | |
|---|--|
| <p>1400-1410 52 <i>West of Scotland experience with sentinel lymph node biopsy in early oral cancer 2010 - 2017</i> – Mr Jeremy McMahon, Queen Elizabeth University Hospital, Glasgow</p> <p>1420-1430 54 <i>Frequency of level IIb neck dissections for OSCC</i> – Mr Kapil Java, University Hospital Aintree</p> <p>1440-1450 56 <i>Head and Neck Cancer surgical outcomes research: A digital resource for trainees</i> – Mr Kohmal Solanki, King's College Hospital</p> <p>1500-1510 58 <i>A single centre's experience of the management of Head and Neck Cancer unknown primary: Exploring the sensitivity and specificity of radiological imaging together with treatment outcomes</i> – Dr Benjamin Wood, Leeds Teaching Hospital</p> <p>1520-1530 60 <i>Identification of Type 3 Innate Lymphoid Cells (ILC3) in oral squamous cell carcinoma and their correlation with lymph node metastasis</i> – Miss Emma Jordan, King's College London</p> | <p>1410-1420 53 <i>Sentinel node biopsy for oral cancer – from guideline to reality. A review of UK training</i> – Mrs Clare Schilling, University College Hospital, London</p> <p>1430-1440 55 <i>Post treatment imaging surveillance in Head and Neck Cancer (HNC) patients</i> – Mr Anand Kumar, Royal Derby Hospital</p> <p>1450-1500 57 <i>Melanotic neuroectodermal tumours of infancy: Lessons learnt from nine cases</i> – Dr Alexander Rickart, Great Ormond Street Hospital</p> <p>1510-1520 59 <i>The evaluation of tumour depth of oral cancers using intra-oral ultrasound</i> – Dr Olivia Johnson King, University College London Hospital</p> |
|---|--|

1530-1600 TEA WITH MEDICAL EXHIBITION, ePOSTERS ON GROUND FLOOR CAFE AND STUDIO 1, SECOND FLOOR

1600-1640 BAOMS specialty meeting and new curriculum presentation **SCREEN ONE**
Led by: Emma Woolley, Chair of SAC OMFS

1600-1800 DUAL FREE PAPER SESSIONS SESSIONS 6 & 7
19 PAPERS 5 minutes for each presentation, 3 minutes Q&A and 2 minutes to swap speakers

AESTHETIC & ORTHOGNATHIC MAIN AUDITORIUM

Session chairs: to be advised
to be advised

- 1600-1610 61 *Educational profile and qualifications of non-surgical aesthetic trainers* – Miss Nabeela Ahmed, The Royal Derby Hospital

SESSION 7 STARTS AT 1650 SCREEN ONE

See following page

AESTHETIC & ORTHOGNATHIC

MAIN AUDITORIUM

- 1610-1620 62 *Advertising and marketing breaches by non-surgical aesthetic trainers – Miss Nabeela Ahmed, The Royal Derby Hospital*
- 1620-1630 63 *Effect of arterial line monitoring of hypotensive anaesthesia on the haemodynamic responses and recovery profile of patients undergoing Orthognathic Procedures: A single surgeon's experience – Mr Sunil Sah, Mid Yorkshire Hospitals NHS Trust*
- 1630-1640 64 *Patient experience and satisfaction following orthodontic treatment and orthognathic surgery at a London hospital – Mrs Noor Al-Hadi, Birmingham Dental Hospital*
- 1640-1650 65 *Comparison of three internal fixation techniques in mandibular sagittal split osteotomy - A finite element analysis – Dr Muhammad Kamil Hassan, St James's Hospital, Dublin*
- 1650-1700 66 *A comparison of patient outcomes following orthognathic surgery with and without the use of hilotherapy – Dr Robert Thompson, Bath Royal United Hospital*
- 1700-1710 67 *Are large movements a risk factor for subsequent plate removal in bilateral sagittal split osteotomy? – Mr Samuel Kent, Aberdeen Royal Infirmary*
- 1710-1720 68 *Patient Reported Outcome Measures (PROMs) in orthognathic surgery - A two-year follow-up of 418 patients at East Grinstead – Mr Montey Garg, Queen Victoria Hospital NHS Foundation Trust, East Grinstead*
- 1720-1730 69 *5-year follow-up of older patients undergoing orthognathic surgery- The East Grinstead experience – Mr Montey Garg, Queen Victoria Hospital NHS Foundation Trust, East Grinstead*
- 1730-1740 70 *Operating time and postoperative length of stay in modern orthognathic surgery- A retrospective review of 562 osteotomies by a single UK surgeon – Mr Montey Garg, Queen Victoria Hospital NHS Foundation Trust, East Grinstead*
- 1740 -1750 71 *3D planning in orthognathic surgery- Indications, cost implications and comparison with laboratory based work. Is it economically viable? – Mr Montey Garg, Queen Victoria Hospital NHS Foundation Trust, East Grinstead*
- 1750-1800 72 *How cool is hilotherapy following orthognathic surgery? The patient's perspective – Mr Montey Garg, Queen Victoria Hospital NHS Foundation Trust, East Grinstead*

ORAL MEDICINE/PATHOLOGY, RESEARCH & SALIVARY GLAND SCREEN ONE

Session chairs: to be advised
to be advised

- 1650-1700 73 *Has TNM 8 had an effect on P16 staining & HPV-PCR correlation in Head and Neck cancer staging, an 8 month review in Europe's largest pathology department – Dr Greg Logan, Queen Elizabeth University Hospital Glasgow*
- 1700-1710 74 *Treatment of lip dysplasia with imiquimod 5%: results from a single OMFS unit – Miss Leila Yacoub, Ninewells Hospital*
- 1710-1720 75 *Diagnostic value of neck lump clinics and their clinical implication in a District General Hospital – Dr Charu Mudgal, Homerton University Hospital NHS Foundation Trust*
- 1720-1730 76 *Raising the Lingual Flap for Impacted Teeth – Foolhardy or Facilitative? – Dr Nikita Patel, Southend University Hospital Trust*
- 1730-1740 77 *Workforce planning in OMFS and the importance of the dentistry programme for medical graduates at King's College London to higher recruitment training – Mr Mohammed Bajalan, King's College London*
- 1740-1750 78 *'The mind is not a vessell to be filled, but a fire to be kindled'. The influence of positive role models on the development and retention of female maxillofacial surgeons training in the UK, and the impact of lifestyle factors – Miss Angela Hancock, King's College Hospital, London*
- 1750-1800 79 *An Audit of Sialendoscopy procedures carried out at Royal Derby Hospital (RDH) over a 5 year period – Mr Adam Auckland, Royal Derby Hospital*

1930-0030

ANNUAL BLACK TIE DINNER AND DANCE

AUGER SUITE, RADISSON BLU HOTEL, DURHAM

FRIDAY 22 JUNE 2018

0715-0815

EARLY MORNING MASTERCLASSES AT THE RADISSON BLU HOTEL

Open to attendees of the main BAOMS meeting fee payable via online registration form. Limited to 20 participants.

Cavil Suite: **Laryngopharyngeal reconstruction**

Tutor: Mr Frank Stafford

Kist Suite: **Transoral robotic surgery - pearls and pitfalls**

Tutor: Mr Cyrus Kerawala

Drift Suite: **Interpretation of CBCT - The Essentials**

Tutor: Dr Donald Thomson

0800-1730

Registration, main entrance, Gala Theatre

0830-0950

DUAL FREE PAPER SESSIONS SESSIONS 8 & 9

16 PAPERS 5 minutes for each presentation, 3 minutes Q&A and 2 minutes to swap speakers

CLEFT AND CRANIOFACIAL

MAIN AUDITORIUM

Session chairs: to be advised
to be advised

- 0830-0840 80 *Iliac crest donor site analgesia-bolus or continuous infusion?* – Mr David Grimes, Queen's Medical Centre, Nottingham
- 0840-0850 81 *10-year retrospective study of postoperative complications in primary lip and palate surgery at the Komfo Anokye Teaching Hospital, Ghana* – Dr Solomon Obiri-Yeboah, Kwame Nkrumah University of Science and Technology / Komfo Anokye Teaching Hospital
- 0850-0900 82 *The burden of non cleft Velopharyngeal Incompetence (VPI) in cleft service: a Scottish perspective* – Mr Arshad Siddiqui, Queen Elizabeth University Hospital, Glasgow
- 0900-0910 83 *Use of Autologous Bone Dust and Fibrin Glue in the restoration of small bone defects and recontouring aesthetic defects in Craniomaxillofacial Surgery* – Mr Donal McAuley, Queen Elizabeth University Hospital, Glasgow
- 0910-0920 84 *The Maxillofacial Surgeon's role in the management of Nager Syndrome: A Great Ormond Street Hospital case series* – Dr Victoria Drummond-Hay, Great Ormond Street Hospital for Children
- 0920-0930 85 *Advancing the Mandibular Distractor* – Mr Will Rodgers, Northwick Park Hospital

DENTO ALVEOLAR & FACIAL SKIN CANCER

SESSION 9 PART 1) SCREEN ONE

Session chairs: to be advised
to be advised

- 0830-0840 88 *Management of pericoronitis in deployed and non-deployed UK military personnel – Does it differ?* – Surg Lt Cdr Thomas Pepper, Defence Medical Services
- 0840-0850 89 *Management of unrestorable teeth in dental sepsis- what are people doing? A survey of two units practice* – Miss Hira Nazir, Royal London Hospital
- 0850-0900 90 *Risk of inferior alveolar nerve injury with coronectomy vs surgical extraction of mandibular third molars - A comparison of two techniques and review of the literature* – Mr Awais Ali, University of Manchester Dental Hospital
- 0900-0910 91 *'Guide for Commissioning Oral Surgery.' Moving towards the future NHS?* – Dr Farya Domah, University Hospitals of Birmingham
- 0910-0920 92 *Over prescription of coronectomies leading to the creation of a specialist "Coronectomy Committee" to aid our junior team members in the decision-making process* – Miss Andrea Beech, Gloucestershire Royal Hospital
- 0920-0930 93 *Survival of patients with metastatic head and neck cutaneous SCC in East Lancashire* – Mr Adam Bhanji, Manchester University

CLEFT AND CRANIOFACIAL
MAIN AUDITORIUM

- 0930-0940 86 *Neonatal mandibular distraction in Pierre Robin Sequence cases avoids tracheostomy – Miss Gillian White, Queen Elizabeth University Hospital, Glasgow*
- 0940-0950 87 *Computed tomography (CT) scan for single suture craniosynostosis - Is it an essential investigation? – Mr Arshad Siddiqui, Queen Elizabeth University Hospital, Glasgow*

DENTO ALVEOLAR & FACIAL SKIN CANCER
(SESSION 9 PART 1) SCREEN ONE

- 0930-0940 94 *Incorporating the reconstruction of the wide local excision and surgical approach(es) to sentinel node biopsy in head and neck melanoma patients – Mr Daniel van Gijn, Royal Surrey County Hospital*
- 0940-0950 95 *Bone burring of cutaneous malignancies of the scalp. Is bone dust a valid deep margin, or will time tell? – Mr Oliver Mitchell, Poole*

0950-1130 SYMPOSIUM RUNS CONCURRENTLY WITH FREE PAPERS IN SCREEN 1

1000-1130 **SYMPOSIUM MAIN AUDITORIUM**

Reconstruction

- 1000 – 1020 *Total Nasal Reconstruction – Mr Bhavin Visavadia, Consultant Oral and Maxillofacial Surgeon, Northwick Park Hospital, London*
- 1020 – 1040 *Ear Reconstruction – Mr David Richardson, Consultant Oral and Maxillofacial Surgeon, Aintree University Hospital and Alder Hey Children's Hospital, Liverpool*
- 1040 – 1100 *Orbital and maxillary reconstruction using local/free flaps and implants – Mr Timothy Martin, Consultant Oral and Maxillofacial Surgeon, University Hospital, Birmingham*
- 1100 – 1120 *Tea-time faces - Orbit and Maxillary Reconstruction with Zygomatic Implant Retained Prosthesis – Mr Robert Banks, Consultant Oral and Maxillofacial Surgeon, Sunderland Royal Hospital*
- 1120 – 1130 Panel: Questions and Answers

1000-1130 **SINGLE FREE PAPER SESSION SESSION 9**
10 PAPERS 5 minutes for each presentation, 3 minutes Q&A and 2 minutes to swap speakers

MISCELLANEOUS AND TEMPOROMANDIBULAR JOINT (SESSION 9 PART 2) SCREEN ONE

Session chairs: to be advised, to be advised

- | | |
|--|---|
| <p>0950-1000 96 <i>Report on advanced fellowship in Noma reconstruction. Ethiopia. October 2017 – Mr Robert Wotherspoon, York Teaching Hospital</i></p> <p>1010-1020 98 <i>When and why do dentists and doctors decide to pursue a career in Oral & Maxillofacial Surgery (OMFS)? – Mr Patrick Magennis, Aintree University Hospital</i></p> <p>1030 -1040 100 <i>Development of outpatient "LocSSIPs" for the Oral and Maxillofacial Department – the Gloucestershire experience – Miss Andrea Beech, Gloucestershire Royal Hospital</i></p> <p>1050-1100 102 <i>Analysis of outcomes following revision replacement of the temporomandibular joint – Dr Manpreet Gakhal, Queens Medical Centre</i></p> | <p>1000-1010 97 <i>What women want: The current perceived barriers to females pursuing training in OMFS – Miss Rhea Chouhan, Royal Free NHS Trust, London</i></p> <p>1020-1030 99 <i>Do telephone consultation clinics have a place in Head and Neck oncological practice? – Mr Siddharth Gowrishankar, Churchill Hospital, Oxford</i></p> <p>1040-1050 101 <i>Long-term outcomes analysis and complications after total replacement of the temporomandibular joint. Prospective outcome analysis after 10 years – Mr Andrew Rajkumar, Queen's Medical Centre Nottingham</i></p> <p>1100-1110 103 <i>Is Dextrose Prolotherapy effective in managing recurrent temporomandibular joint (TMJ) dislocations - a prospective study – Mr Anwer Abdullakutty, QMC, Nottingham</i></p> |
|--|---|

MISCELLANEOUS AND TEMPOROMANDIBULAR JOINT (SESSION 9 PART 2) SCREEN ONE

- 1110-1120 104 *TMJ Surgery - Are we biting off more than we can chew?* – Mr Jason Green, Queen Elizabeth Hospital Birmingham
- 1120-1130 105 *The use of arthrocentesis and magnetic resonance imaging in the management of temporomandibular disorders* – Miss Rebecca King, Guy's and St Thomas' NHS Trust

1130-1200 COFFEE WITH MEDICAL EXHIBITION, ePOSTERS ON GROUND FLOOR CAFE AND STUDIO 1, SECOND FLOOR

1200-1245 **NORMAN ROWE LECTURE** MAIN AUDITORIUM

Reconstructive microsurgery in OMS: Problems solved and challenges remaining

University Professor Dr Dr Klaus-Dietrich Wolff, Technische Universität München, Germany

1245-1400 LUNCH WITH MEDICAL EXHIBITION, ePOSTERS ON GROUND FLOOR CAFE AND STUDIO 1, SECOND FLOOR EXHIBITION CLOSSES AFTER LUNCH

1300-1345 **LUNCHTIME BREAKOUT SESSION: FLAP MONITORING** SCREEN ONE

BAOMS Reconstruction SSIG

Achieving a consensus for utilisation of implantable Doppler in Maxillofacial Reconstruction - Collaboration between clinicians and industry

Speakers: Mr Michael Ho and Mr Michael Nugent. Plus invited Panel and Industry Representatives

1400-1530 **SYMPOSIUM RUNS CONCURRENTLY WITH FREE PAPERS IN SCREEN 1**

1400-1530 **SYMPOSIUM** MAIN AUDITORIUM

Aesthetic

- 1400-1420 *Psychological Assessment and Cosmetic Procedures: Guesswork in a Tuxedo* – Dr Stephen McCarthy, Clinical Psychologist, Lansdowne Clinic, Jesmond
- 1420-1440 *Keeping Blepharoplasty Safe and Effective* – Mr Carl Jones, Consultant Maxillo-Facial Surgeon, Wirral University Teaching Hospital
- 1440-1500 *The Keystone Area and Dorsal Hump Reduction* – Mr Mohamed Reda, Consultant ENT Surgeon, Freeman Hospital, Newcastle
- 1500-1520 *SMAS Face-Lift* – Mr Jerry Ryan, Consultant Maxillo-Facial Surgeon, Sunderland Royal Hospital
- 1520-1530 Questions and Answers

1400-1530 **SINGLE FREE PAPER SESSION** SESSION 10
6 PAPERS 5 minutes for each presentation, 3 minutes Q&A and 2 minutes to swap speakers

HEAD AND NECK RECONSTRUCTION SCREEN ONE

Session chairs: to be advised, to be advised


- 1400-1410 106 *Outcomes of Head and Neck Sarcoma reconstructed with a free flap in a single OMFS unit* – Ms Louise Dunphy, The John Radcliffe Hospital, Oxford
- 1410-1420 107 *Perioperative free fibula flap donor site morbidity* – Mr Alexander Hills, Queen Victoria Hospital, East Grinstead

HEAD AND NECK RECONSTRUCTION SCREEN ONE

- | | | | | | |
|-----------|-----|--|-----------|-----|--|
| 1420-1430 | 108 | <i>A rare entity or coincidence; Pregnant with oral cancer?</i> – Miss Natasha Berridge, Northwick Park Hospital | 1430-1440 | 109 | <i>Use of an acrylic implant in mandibular reconstruction</i> – Mr Adil Aslam, Worcestershire Royal Hospital |
| 1440-1450 | 110 | <i>Post operative monitoring of free flaps using Doppler</i> – Dr Insiyah Anjari, Hull Royal Infirmary | 1450-1500 | 111 | <i>The Osteo-adipofascial fibula free flap; How we do it in Northampton</i> – Mr Chang-Bon Man, Northampton General Hospital |

1530 Close of conference

BETTER TOGETHER - SCIENTIA IN UNITATE



CLICK HERE FOR
ONLINE REGISTRATION

e Posters

ePosters will be on touch screen monitors in the café area on the ground floor and also in Studio one on the second floor

AESTHETIC P1

- P1 *Managing the complications of injectable dermal fillers – who is picking up the tab?* – **Mr Richard Taylor**, Sheffield Teaching Hospitals NHS Foundation Trust - Royal Hallamshire

AUDIT P2 – P23

- P2 *Audit of Deranged Liver Enzymes In Post-operative Major Head & Neck Reconstructive Surgery - Are our patients coming to harm?* – **Mr Khaled Borghol**, University of Birmingham Hospitals NHS Foundation Trust
- P3 *An audit of the orthognathic treatment pathway in a Regional Maxillofacial Unit* – **Miss Marta Cabral**, Northampton General Hospital
- P4 *Audit on the non-diagnostic rate of fine needle aspirations and the subsequent management in a maxillofacial unit over a 1-year period* – **Dr Mei Goh**, Poole Hospital
- P5 *Preoperative cross-matching: are we using blood efficiently?* – **Dr Khadeeja Hussain**, Manchester Royal Infirmary
- P6 *Orthodontic extractions referrals to oral surgery: Are we complying with the British orthodontic society risk management guidelines?* – **Dr Khadeeja Hussain**, Manchester Royal Infirmary/ University of Manchester Dental Hospital
- P7 *Alcohol Status Screening and Intervention: A re-audit comparing primary and secondary care* – **Miss Clare Hutchison**, Bradford Royal Infirmary
- P8 *An audit to assess GDP registration in paediatric patients attending A+E with dental abscesses* – **Mr George Jones**, James Cook Hospital
- P9 *Clinical photography: are we obtaining appropriate consent?* – **Miss Francine Jones**, Worcestershire Royal Hospital
- P10 *Management of dog bites by the Maxillofacial team* – **Miss Georgina Kane**, Northampton General Hospital
- P11 *A Multi-centre audit of CT Thorax Surveillance in Head and Neck Cancer Patients* – **Dr Alexander Kawalec**, Sheffield Teaching Hospital
- P12 *An audit of patients seen at a dedicated maxillofacial trauma clinic at Pennine Acute NHS Trust* – **Miss Chimene Langley**, North Manchester General Hospital
- P13 *Oral and Maxillofacial infections- Unplanned return to theatre for re-exploration - A retrospective audit* – **Miss Fiona McLaughlin**, James Cook University Hospital
- P14 *A clinical audit evaluating compliance with correct radiographic prescription for localisation of impacted canines* – **Dr Anastasiya Orishko**, Gloucester Royal Hospital
- P15 *An audit to assess the incidence of surgical site (SSI) infection following excision of skin lesions* – **Dr Aarondeep Pamma**, Royal Free London NHS Foundation Trust
- P16 *The burden of preoperative investigations for patients with fractured mandibles: High cost, Low value* – **Dr Sapna Patel**, Mid Essex Hospitals Trust
- P17 *A Review of the utilisation of the 2-week-wait Referrals in a large Maxillofacial Unit in London* – **Dr Harshini Pindolia**, Northwick Park Hospital
- P18 *The Surgical Tool for Auditing Records (STAR) for Oral & Maxillofacial Record Keeping: Trauma vs Elective* – **Dr Neha Shah**, Northwick Park Hospital
- P19 *Diagnosing Giant Cell Arteritis: A Multidisciplinary Approach* – **Miss Paayal Shah**, Luton and Dunstable Hospital NHS Foundation Trust
- P20 *Improving Craniofacial Patient Care: Improving Post-operative Service Access* – **Dr Harmony Ubhi**, Chelsea and Westminster Hospital
- P21 *Are general practitioners recommending oral health assessments prior to commencing antiresorptive agents? An interdisciplinary approach to managing the risk of Medication Related Osteonecrosis of the Jaw* – **Dr Alicia Wade**, Leeds Teaching Hospitals Trust
- P22 *Sensitivity and Specificity of CT Scans in Bony Invasion of Oral SCC; An 11-Year Study* – **Miss Christine Wanis**, University Hospital Coventry and Warwickshire
- P23 *Retrospective audit for compliance to the guidelines for commissioning oral surgery, Royal United Hospital, Bath* – **Mr James Webster**, Royal United Hospital Bath

CANCER P24 – P34

- P24 *Evaluation of outcomes of proliferative verrucous leukoplakia in Leeds Dental Institute* – Dr Timothy Austin, Leeds University
- P25 *Prognostic Nutritional Index Predicts Post-operative Complications in Oral Cancer Patients Reconstructed with Free Flaps* – Mr Conor Bowe, Royal Surrey County Hospital, Guildford
- P26 *Oral Cancer Routes to Diagnosis* – Dr Nazia Din, Royal Surrey County Hospital
- P27 *Clinical outcomes of patients undergoing major head and neck cancer surgery at a non-acute triple surgery specialist hospital* – Mr Montey Garg, Queen Victoria Hospital NHS Foundation Trust, East Grinstead
- P28 *Is there a role for Cannabis Oil in the Palliative management of head and neck cancer (HNC) ?* – Mr Anand Kumar, Royal Derby Hospital
- P29 *Retrospective study analysing nodal recurrence in early oral squamous cell carcinoma treated by prophylactic or therapeutic neck dissection* – Mr Timothy Lloyd, Morriston Hospital, Wales Deanery
- P30 *Squamous cell carcinoma of the tongue (SCCT) treatment adequacy. a. excision margins b. nodal harvest* – Dr Cristina Parenti, Mid Essex - Broomfield Hospital
- P31 *Imaging features of perineural spread in head and neck tumours – a pictorial essay* – Dr Ashish Patel, Southampton General Hospital
- P32 *Development of the first intimacy prompt list, specific for head and neck cancer patients* – Mr Andrew Power, Leeds Teaching Hospitals
- P33 *p16 and HPV testing and prognosis for patients with oral / pharyngeal carcinoma* – Dr Nirmal Shah, Monklands University Hospital
- P34 *The Power of Wording in Head and Neck Cancer Referrals; The Predictability Factors* – Miss Christine Wanis, Royal Free NHS Trust

CLEFT P35 – P38

- P35 *Submucous cleft complicating facial fracture management* – Miss Cristina Frezzini, Sheffield Teaching Hospitals NHS Foundation Trust
- P36 *Rib Graft Cartilage Harvest for Cleft Septorhinoplasty: Donor Site Morbidity and Patient Perception of their Scar* – Miss Lydia Morton, Southampton University Hospital
- P37 *In patients who have had cleft lip and palate surgery, which assessment should be used to determine the aesthetic outcome? A Systematic Review* – Dr Nirmal Shah, Monklands University Hospital
- P38 *Traffic lighting cleft lip and palate 5 year audit outcomes* – Dr William Thompson, Manchester Children's Hospital

CRANIO P39 – P40

- P39 *Trans-nasal endoscopic assisted enucleation of recurrent Keratocystic Odontogenic tumour (KCOT) of the Pterygoid plates – a joint Maxillofacial- ENT approach* – Mr Anwer Abdullakutty, QMC, Nottingham
- P40 *Coronoid process hyperplasia as a cause of reduced mouth opening capacity in children with mucopolysaccharidoses* – Ms Mary Coleman, Manchester Royal Infirmary

DENTO ALVEOLAR P41 – P50

- P41 *Reducing the Risk of Incorrect Treatment during elective Dento-alveolar Procedures under General Anaesthesia: Introducing a Patient-Specific Label for the Operating Team* – Miss Miriam Beattie, University of Exeter
- P42 *Assessing an oral surgery specific protocol for patients on direct oral anticoagulants* – Dr Omar Breik, Royal Melbourne Hospital
- P43 *Unilateral discolouration of the lower lip following inferior alveolar nerve injury* – Dr Timothy Browning, Guys Hospital London
- P44 *Time For Teeth: Avoid Dento-alveolar Never Event* – Miss Ushmita Johar, James Cook University Hospital
- P45 *The value of CBCT in identifying the risk of nerve injury and the management of lower third molars* – Mr Sherif Kamel, University Hospitals of Coventry and Warwickshire
- P46 *Worldwide practice of undertaking Coronectomy in impacted mandibular third molars* – Ms Samana Kiran, Northwick Park Hospital
- P47 *Are surgeons using CBCT adequately to justify coronectomy procedures? - Analysis of 80 patients* – Mr Shadaab Mumtaz, Homerton University Hospital
- P48 *Does the use of prophylactic antibiotics prevent surgical infections after coronectomies? - Analysis of 61 patients* – Mr Shadaab Mumtaz, Homerton University Hospital
- RP49 *Raising the Lingual Flap for Impacted Teeth - Foolhardy or Facilitative?* – Dr Nikita Patel, Southend University Hospital Trust

RP50 *Wisdom Teeth and Associated Morbidity in Deployed UK Military Personnel* – Surg Lt Cdr Thomas Pepper, Defence Medical Services

FACIAL SKIN CANCER P51 – P57

- P51 *The partially de-epithelialised tunnelled nasolabial flap to reconstruct the nasal tip* – Mr Adil Aslam, Worcestershire Royal Hospital
- RP52 *Excision of Skin Cancers: No Margin for Error* – Miss Rhea Chouhan, Royal Free NHS Trust, London
- P53 *Squamous Cell Carcinoma of the skin: An Audit of Completeness of Excision within an OMFS department* – Miss Kelly McKeague, Altnagelvin Hospital
- RP54 *Regional recurrence in cutaneous head and neck SCCs: Are screening ultrasounds following primary excision a waste of time?* – Dr William McKemey, Gloucester Royal Hospital
- P55 *Review of cutaneous malignancy excision in a newly implemented one-stop skin cancer clinic at Monklands Hospital* – Mr Ahad Shafi, Monklands Hospital
- P56 *Use of Integra vs. Predetermined Margins in the Surgical Treatment of Non-Melanoma Skin Cancer* – Ms Raveena Patel, Royal Free NHS Foundation Trust
- P57 *Squamous Cell Carcinoma (CSCC) of the Head and Neck: An analysis of reoccurrence rates over 10 years* – Dr Omar Yaqoob, The Royal Free

HEAD & NECK RECONSTRUCTION P58 – P64

- P58 *Reconstruction of a periorbital defect with Radial Forearm Free Flap following necrotising fasciitis* – Ms Laura Bamford, York Teaching Hospital NHSFT
- P59 *Long term follow-up of patients with PEEK Onlay implants in the Maxillofacial region- The East Grinstead experience and a review of literature* – Mr Montey Garg, Queen Victoria Hospital NHS Foundation Trust, East Grinstead
- P60 *Harvest of angular bone of scapula with a defensive incision- A technical note* – Dr Alexander Kawalec, Sheffield Teaching Hospitals
- P61 *Post-operative oral feeding following head and neck free tissue transfer - a survey of UK practice* – Mr Cyrus Kerawala, The Royal Marsden Hospital, London
- P62 *The Use of Pneumatic Tourniquets in Maxillofacial Surgery - Are we safe?* – Dr Sadiq Mawji, Queen Elizabeth Hospital, Birmingham
- P63 *Multiple Free Flaps From the Same Lower Extremity: A Case Report* – Dr Aysha Nijamudeen, Sunderland Royal Hospital
- P64 *The use of custom made PEEK implant for one stage mandibular ridge augmentation and reconstruction in conjunction with fibula free flap* – Mr Rajat Paul, Oxford Hospitals NHS Trust

IMPLANTS P65 – P67

- P65 *A rare presentation of Kerion in a 7 year old patient* – Mr Jasem Greval, Liverpool Dental Hospital
- P66 *One-stage vs two-stage implant placement: A systematic review and meta-analysis* – Mr Sherif Kamel, University Hospitals of Coventry and Warwickshire
- P67 *Angioedema following the use of allograft and xenograft augmentation of bone prior to dental implants: First described case* – Mr Rishi Patel, Royal Sussex County Hospital

MAXILLOFACIAL TRAUMA P68 – P79

- P68 *A re-audit assessing the incidence of treated fractured mandibles requiring another surgical intervention at a major regional trauma unit over a five year period* – Dr Fahmida Begum, James Cook University Hospital
- P69 *Maxillofacial Injuries associated with Domestic Violence: A 1yr Major Trauma Centre Experience* – Miss Holly Boyes, King's College Hospital
- P70 *"Flipped" lectures for dental core trainees in trauma skills: a step ahead of the didactic lecture* – Mr Ross Elledge, University Hospitals Birmingham NHS Foundation Trust
- P71 *The Relationship Between Facial Fractures and Socioeconomic Status in North East England* – Mr Michael Goodfellow, Newcastle University
- P72 *Unusual Case of Medial White Eye Blow out Fracture* – Mr Sid Gowrishankar, John Radcliffe Hospital, Oxford
- P73 *The Use of LAT Gel to reduce the need for General Anaesthetic in Simple Paediatric Lacerations at Mid-Yorkshire Hospitals Trust (MYHT)* – Miss Frances Hellowell, Pinderfields General Hospital

- P74 *Conservative management of condylar fractures with open repair of a second mandibular fracture: is pre-op the same as post-op?* – Dr Samantha Houlton, Queen Elizabeth Hospital Birmingham
- P75 *Technical Note: A novel approach in reconstruction of deep orbital roof defects* – Dr Shaira Kassam, North West London NHS Trust Northwick Park Hospital, Harrow
- P76 *Management of Paediatric Mandibular Fractures; Current Concepts & Case Report* – Miss Paayal Shah, Luton and Dunstable Hospital NHS Foundation Trust
- P77 *To Extract or Not to Extract?* – Miss Paayal Shah, Luton and Dunstable Hospital NHS Foundation Trust
- P78 *Snapshot Audit of Oral and Maxillofacial Trauma Activity in a 12 month period at the Regional Oral and Maxillofacial Unit University Hospital Aintree* – Dr Matthew Smith, University Hospital Aintree
- P79 *Parental Satisfaction Outcome for Paediatric Facial Wound Management* – Dr Sangeetha Mary Thomas, King's College Hospital NHS Foundation Trust London

MISCELLANEOUS P80 – P102

- P80 *Less Than Full Time Training in OMFS – Making the Process Easier* – Miss Nabeela Ahmed, The Royal Derby Hospital
- P81 *Octreotide in the management of Radiotherapy induced Wound breakdown* – Mr Thomas Barry, Galway University Hospital
- P82 *Less Than Full-Time in OMFS; Paving the way for Success!!* – Miss Natasha Berridge, Northwick Park Hospital
- P83 *Oral and Maxillofacial Surgery - Is it an attractive career option for current Foundation Year Doctors?* – Dr Danielle Britton, Pinderfields Hospital
- P84 *Castleman's Disease: A case report of rare cause of lymphadenopathy in the Head and Neck and review of the literature* – Mr Mark Cairns, University Hospital Monklands
- P85 *Assessment of orthopantomographs; are we missing anything?* – Dr Sarah-Jayne Campbell, Northwick Park Hospital
- P86 *Creating an undergraduate syllabus for Oral and Maxillofacial Surgery* – Dr Jonathan Dennis, Nottingham/Lecicester
- P87 *Junior Publication Hot-Spots: An Analysis of Abstracts to the JTG 2018 Conference* – Mr James Douglas, University of Liverpool
- P88 *Alexis Wound Retractor in Oral and Maxillofacial and Head and Neck Surgery* – Dr Victoria Drummond-Hay, The Royal London Hospitals
- P89 *Chronic Recurrent Multifocal Osteomyelitis of the Mandible with Dyserythropoietic Anaemia* – Ms Louise Dunphy, The John Radcliffe Hospital, Oxford
- P90 *Regional Specialist Registrar Teaching - Where we are now and how to Improve standards* – Mr Siddharth Gowrishankar, John Radcliffe Hospital, Oxford
- P91 *Frenectomies in pre-term babies: the complications* – Dr Yasamin Hamrang-Yousefi, Mid Essex Hospitals
- P92 *MTRcC National Snapshot Audit. Antibiotic regimens and usefulness of microbiology cultures in the management of cervicofacial infection* – Ms Anusha Hennedige, Manchester Royal Infirmary
- P93 *The "Listening Project" for DCTs in OMFS - What do they want?* – Ms Nicola Clonney, Rotherham General Hospital
- P94 *The Maxillofacial Trainee Research Collaborative. A model for involving OMFS trainees in research* – Mr Chris McDonald, University Hospital Aintree
- P95 *WHO checklists - can we do more to minimise human error and improve team working in OMFS operating?* – Miss Lydia Morton, Queen Alexandra Hospital Portsmouth
- P96 *RRAPID Medical Emergency Training and its effectiveness in training Dentists on the Ward* – Miss Annie O'Sullivan, Leeds Teaching Hospitals NHS Trust
- P97 *A congenital epignathus in a 3-day old neonate* – Dr Alex Orchard, Barts Health NHS Trust
- P98 *Survey of the affordability of the General Dental Council's Annual Retention Fee for dental and maxillofacial trainees* – Miss Exley Rebecca, Royal London Hospital
- P99 *RTemporal artery biopsy for giant cell arteritis: how well are we doing?* – Mr Mayank Shastri, Royal Surrey County Hospital
- RP100 *The Junior Trainees Group (JTG) of the British Association of Oral and Maxillofacial Surgeons (BAOMS) Conference 2018: A Conference Overview* – Mr Kohmal Solanki, King's College Hospital
- RP101 *A Tale of Two Cities: Death from Periorbital Necrotising Fasciitis* – Miss Catherine Wicks, Royal United Hospital, Bath
- PI02 *Do we provide junior doctors with adequate training to read plain film Oral and Maxillofacial X-ray views?* – Miss Parisa Zarringhalam, Barts Health NHS Trust

ORAL MEDICINE/PATHOLOGY PI03 – PI19

- PI03 *Oral Pemphigus Vulgaris; An Oral Medicine Reminder* – Dr Ashni Adatia, Luton and Dunstable Hospital NHS Foundation Trust
- PI04 *A rare case of oral myiasis occurring in the United Kingdom* – Dr Shadi Basyuni, Cambridge University Hospitals
- PI05 *Unexplained Genetic Unilateral Facial Disfigurement - Cowden's Syndrome-like Case* – Dr Sandra Girgis, Homerton University Hospital NHS Foundation Trust
- PI06 *Oral histoplasmosis in a UK patient – uncommon anatomical and geographical location* – Mr Predrag Jeremic, Manchester Royal Infirmary
- PI07 *Multiple solitary bone cysts – an extremely rare case* – Miss Hana Kennedy, Royal London Hospital
- PI08 *The Impact of a Necrotising Fasciitis in the Head Neck Region: A Case Report* – Miss Victoria King, Glan Clwyd/ North Wales
- PI09 *Awareness among dental students and dental core trainees of benign and oral potentially malignant disorders and lesions* – Miss Meeral Makwana, Birmingham Dental Hospital
- PI10 *Infections presenting to a regional maxillofacial unit; 4 cycles of audits what have we found?* – Mr Chang-Bon Man, Northampton General Hospital
- PI11 *Large Odontogenic Keratocysts - Lessons Learned From Decompression Techniques* – Dr Jhanvi Mehta, Regional Maxillofacial Unit Northwick Park
- PI12 *CBCT and cystic lesions - Accuracy & reliability : a 5 year retrospective study* – Mr Shadaab Mumtaz, Homerton University Hospital
- PI13 *Osteomyelitis in two young healthy females: A worrying trend* – Mr Shadaab Mumtaz, Mid Essex Hospitals Trust
- PI14 *Database of patients attending a multidisciplinary oral epithelial dysplasia clinic* – Miss Laura O'Sullivan, Leicester Royal Infirmary
- PI15 *Mandibular Buccal Bifurcation Cyst Mimicking Pericoronitis* – Miss Shivani Rana, King's College Hospital NHS Foundation Trust
- PI16 *Novel modality of treatment for osteomyelitis: role of calcium phosphate dissolvable beads* – Mr Milad Tavakoli, Manchester Royal Infirmary
- PI17 *Facial Erysipelas vs Shingles: Diagnostic confusion* – Dr Kelly Thomas, Southend University Hospital
- PI18 *Make a change to see a change: A retrospective observational finding on the difference of mandibular and maxillary healing following cyst enucleation/decompression* – Miss Asha Thomson, MEHT Broomfield Hospital
- PI19 *The Link Between Dysplastic Specimen Margins and Recurrence; An 11-Year Study* – Miss Christine Wanis, University Hospital Coventry and Warwickshire

ORTHOGNATHIC PI20 – 130

- PI20 *Patient reported outcomes for orthognathic surgery over a one-year period performed by a single operator* – Miss Faith Campbell, Manchester Royal Infirmary
- PI21 *Day case orthognathic surgery: the first known case series. a new era?* – Dr Abeera Imran, Eastman Dental Hospital
- PI22 *Refining the approach in Virtual Surgical Planning of the Osseous Genioplasty* – Mr Glyndwr Jenkins, Sunderland Royal Hospital
- PI23 *Rural and urban differences in orthognathic surgery patients in the North East of Scotland* – Mr Samuel Kent, Aberdeen Royal Infirmary
- PI24 *The Use of Patient Specific Implants and Genioplasty to refine the results of Orthognathic Surgery in Severe Facial Asymmetry* – Miss Katy Martin, Sheffield Teaching Hospitals
- PI25 *Additional benefits of Virtual Planning in Orthognathic Surgery* – Mr Peter Mason, Sunderland Royal Hospital
- PI26 *Orthognathic Surgery: A Bibliometric Analysis of the Evidence Base* – Dr Sadiq Mawji, University of Birmingham, College of Medical and Dental Sciences
- PI27 *Survey of the psychological assessment of orthognathic patients in Scotland* – Mr Ian Murphy, Aberdeen Royal Infirmary
- PI28 *Patient specific genioplasty guides* – Mr Neil Scott, Morriston Hospital, Swansea
- PI29 *Prediction of Neurosensory Deficit following Bilateral Sagittal Split Ramus Osteotomy of the Mandible* – Mr Robert Wotherspoon, Hull Royal Infirmary
- PI30 *Through the Looking Glass - Electronic Screening for Mental Health Disorders in Orthognathic Patients* – Ms Elizabeth Yeung, Guy's Hospital

QUALITY OF LIFE P131 – P134

- P131 *Improving patients' experience of tracheostomy after microvascular reconstruction for cancer of the head and neck utilising an Apple iPad® to aid communication* – Mr William Allen, University Hospital Aintree
- P132 *The impact of botulinum toxin A on masseteric hypertrophy - how much information do we need to justify its routine use?* – Miss Andrea Beech, Gloucestershire Royal Hospital
- P133 *A novel approach to managing patients with post-surgical microstomia via a microstomia expansion device* – Miss Ayisha Davies-House, Royal Lancaster Infirmary
- P134 *Transoral Robotic Surgery (TORS); A More Conservative Approach to Posterior Tongue Carcinomas, and a Better Quality of Life Post-Operatively* – Miss Christine Wanis, University Hospital Coventry and Warwickshire

SALIVARY GLAND P135 – P140

- P135 *Does minimal intervention surgery successfully manage salivary obstructive diseases?* – Miss Saja Al-Nowfal, Community Dental Services, Luton and Dunstable Hospital
- P136 *An evaluation into the effectiveness of diagnostic and therapeutic Sialendoscopy within an Oral and Maxillofacial Surgery Department* – Mr Andrew Carr, Sunderland Royal Hospital
- P137 *Management of parotid sialoceles : Keep it simple - The APPI 23 protocol* – Mr Shadaab Mumtaz, Mid Essex Hospitals Trust
- P138 *Clinicopathological service review of salivary gland tumours over a twelve year period* – Miss Melissa Sin, University of Leeds School of Dentistry
- P139 *Deep Lobe Parotid Tumours – Surgical Management and Algorithm* – Mr Badrinarayanan Srinivasan, University Hospital Southampton
- P140 *Trismus with facial/neck swelling: An atypical presentation of Sjogren's syndrome* – Miss Asha Thomson, MEHT Broomfield Hospital

TEMPOROMANDIBULAR JOINT P141 – P144

- P141 *Unilateral condylectomy; treatment of recurrent temporomandibular joint dislocation in a patient with Ehlers Danlos Syndrome* – Dr Sarah-Jayne Campbell, Northwick Park Hospital
- P142 *Two new surgical techniques to refine surgery around the ear* – Dr Rhodri Davies, King's College London
- P143 *Management of temporomandibular disorders (TMD): a national survey of physiotherapists' attitudes and training* – Mr Ross Elledge, University Hospitals Birmingham NHS Foundation Trust
- P144 *The Use of Masseteric Botulinum Toxin in the Management of Myofascial TMJD: A Service Review* – Miss Katy Martin, Sheffield Teaching Hospitals

TRAUMA P145 – P150

- P145 *A survey of Dental Core Trainees (Scotland) in the management of dental trauma - an assessment of knowledge and confidence* – Mr Mark Cairns, University Hospital Monklands
- P146 *Contemporary Classification of Zygomatic Fractures; A Shift to using Function over Form* – Mr James Douglas, University of Liverpool
- P147 *Antimicrobial regimes used in mandibular fractures in Maxillofacial units in the UK: Changes over 12 years* – Mr Ojas Krishnan, Leeds Teaching Hospitals
- P148 *Semi-customised Silicone (Nusil) and Titanium onlay zygomatic Implants – Our Experience* – Mr George Markose, Lancashire Teaching Hospital NHS Foundation Trust
- P149 *Return to contact sport post ORIF facial fractures* – Miss Lauren Reeve-Brook, Royal United Hospital Bath
- P150 *What happens to the orbital floor plate if a second significant injury occurs?* – Mr Abdulhakim Zaggut, Northwick Park Hospital

CLICK HERE FOR
ONLINE REGISTRATION



LIST OF SPEAKERS AT DURHAM 2018

Surname	Forename	Session Type	Prog. date	Prog. No. or type	Meeting room
Abdullakutty	Anwer	Dento AV and Facial Skin Cancer	22/06/2018	103	Screen One
Abiola	Jesuloba	Trauma	21/06/2018	36	Screen One
Adams	James	Symposium: Oncology	20/06/2018	Symposium	Main Auditorium
Adwan	Imadaddin	Miscellaneous	20/06/2018	4	Screen One
Ahmed	Nabeela	Aesthetics and Orthognathic	21/06/2018	61	Main Auditorium
Ahmed	Nabeela	Aesthetics and Orthognathic	21/06/2018	62	Main Auditorium
Alderson	Derek	President's Lecture	20/06/2018	President's Lecture	Main Auditorium
Al-Hadi	Noor	Aesthetics and Orthognathic	21/06/2018	64	Main Auditorium
Ali	Awais	Dento AV and Facial Skin Cancer	22/06/2018	90	Screen One
Allison	James	Trauma	21/06/2018	30	Screen One
Anabtawi	Mohammed	Trauma	21/06/2018	37	Screen One
Ananth	Sajina	Head and Neck Reconstruction & QoL	21/06/2018	20	Main Auditorium
Anjari	Insiyah	Head and Neck Reconstruction	22/06/2018	110	Screen One
Armstrong	Daniel	Audit	21/06/2018	50	Screen One
Aslam	Adil	Head and Neck Reconstruction	22/06/2018	109	Screen One
Atkinson	Paul	Symposium: Staff Associate Specialists (SAS)	20/06/2018	Symposium	Screen One
Auckland	Adam	Oral Med/Pathology, Research and Salivary Gland	21/06/2018	79	Screen One
Bajalan	Mohammed	Oral Med/Pathology, Research and Salivary Gland	21/06/2018	77	Screen One
Banks	Robert	Symposium: Deformity	21/06/2018	Symposium	Main Auditorium
Banks	Robert	Symposium: Reconstruction	22/06/2018	Symposium	Main Auditorium
Barry	John Gerard	Audit	21/06/2018	45	Screen One
Basu	Ishita	Head and Neck Reconstruction & QoL	21/06/2018	25	Main Auditorium
Basyuni	Shadi	Miscellaneous	20/06/2018	9	Screen One
Beech	Andrea	Dento AV and Facial Skin Cancer	22/06/2018	92	Screen One
Beech	Andrea	Dento AV and Facial Skin Cancer	22/06/2018	100	Screen One
Berridge	Natasha	Head and Neck Reconstruction	22/06/2018	108	Screen One
Bhanji	Adam	Dento AV and Facial Skin Cancer	22/06/2018	93	Screen One
Biyani	Prateek	Head and Neck Reconstruction & QoL	21/06/2018	27	Main Auditorium
Brar	Jasdeep	Audit	21/06/2018	47	Screen One
Cashman	Helen	Miscellaneous	20/06/2018	6	Screen One
Chou	Christy	Masterclass: Practical use of Dermatoscope	21/06/2018	Masterclass	Kist Suite/Radisson Blu
Chou	Christy	Symposium: Skin	21/06/2018	Symposium	Main Auditorium
Chouhan	Rhea	Dento AV and Facial Skin Cancer	22/06/2018	97	Screen One
Cresti	Nicola	Symposium: Skin	21/06/2018	Symposium	Main Auditorium
Davies	Rhodri	Trauma	21/06/2018	34	Screen One
Dillon	Jasjit K	Symposium: Oncology	20/06/2018	Symposium	Main Auditorium
Domah	Farya	Dento AV and Facial Skin Cancer	22/06/2018	91	Screen One
Drummond-Hay	Victoria	Cleft and Craniofacial	22/06/2018	84	Main Auditorium
Dunphy	Louise	Head and Neck Reconstruction & QoL	21/06/2018	22	Main Auditorium
Dunphy	Louise	Head and Neck Reconstruction	22/06/2018	106	Screen One
Escudier	Michael	Keynote	20/06/2018	Keynote	Main Auditorium
Ethunandan	Madan	Head and Neck Reconstruction & QoL	21/06/2018	15	Main Auditorium
Ethunandan	Madan	Head and Neck Reconstruction & QoL	21/06/2018	16	Main Auditorium
Fardy	Michael	Masterclass: Managing sports injuries	21/06/2018	Masterclass	Drift Suite/Radisson Blu
Fernandes	Nicole	Head and Neck Reconstruction & QoL	21/06/2018	19	Main Auditorium
Frezzini	Cristina	Miscellaneous	20/06/2018	5	Screen One

Surname	Forename	Session Type	Prog. date	Prog. No. or type	Meeting room
Gakhal	Manpreet	Dento AV and Facial Skin Cancer	22/06/2018	102	Screen One
Garg	Montey	Aesthetics and Orthognathic	21/06/2018	68	Main Auditorium
Garg	Montey	Aesthetics and Orthognathic	21/06/2018	69	Main Auditorium
Garg	Montey	Aesthetics and Orthognathic	21/06/2018	70	Main Auditorium
Garg	Montey	Aesthetics and Orthognathic	21/06/2018	71	Main Auditorium
Garg	Montey	Aesthetics and Orthognathic	21/06/2018	72	Main Auditorium
Gowrishankar	Siddharth	Dento AV and Facial Skin Cancer	22/06/2018	99	Screen One
Green	Jason	Dento AV and Facial Skin Cancer	22/06/2018	104	Screen One
Greenstein	Anthony	Trauma	21/06/2018	29	Screen One
Grimes	David	Cleft and Craniofacial	22/06/2018	80	Main Auditorium
Gurney	Ben	Symposium: Skin	21/06/2018	Symposium	Main Auditorium
Hancock	Angela	Oral Med/Pathology, Research and Salivary Gland	21/06/2018	78	Screen One
Hasan	Asif	Miscellaneous	20/06/2018	8	Screen One
Hassan	Muhammad K	Aesthetics and Orthognathic	21/06/2018	65	Main Auditorium
Hills	Alexander	Head and Neck Reconstruction	22/06/2018	107	Screen One
Ho	Michael	Lunchtime Breakout Session: Flap Monitoring	22/06/2018	Lunchtime Breakout Sess.	Screen One
Horgan	TJ	Audit	21/06/2018	44	Screen One
Howson	Kate	Trauma	21/06/2018	31	Screen One
Jadun	Sarah	Audit	21/06/2018	48	Screen One
Java	Kapil	Trauma	21/06/2018	28	Screen One
Java	Kapil	Trauma	21/06/2018	32	Screen One
Java	Kapil	Cancer	21/06/2018	54	Screen One
Johnson	Paul	Symposium: Deformity	21/06/2018	Symposium	Main Auditorium
Johnson King	Olivia	Cancer	21/06/2018	59	Screen One
Jones	Carl	Symposium: Aesthetic	22/06/2018	Symposium	Main Auditorium
Jordan	Emma	Cancer	21/06/2018	60	Screen One
Keith	David J W	Symposium: Deformity	21/06/2018	Symposium	Main Auditorium
Kent	Samuel	Aesthetics and Orthognathic	21/06/2018	67	Main Auditorium
Kerawala	Cyrus	Head and Neck Reconstruction & QoL	21/06/2018	13	Main Auditorium
Kerawala	Cyrus	Head and Neck Reconstruction & QoL	21/06/2018	14	Main Auditorium
Kerawala	Cyrus	Masterclass: Transoral robotic surgery – pearls and pitfalls	22/06/2018	Masterclass	Kist Suite/Radisson Blu
King	Rebecca	Dento AV and Facial Skin Cancer	22/06/2018	105	Screen One
Kochhar	Amit	Symposium: Staff Associate Specialists (SAS)	20/06/2018	Symposium	Screen One
Kumar	Anand	Cancer	21/06/2018	55	Screen One
Lamont	Dominic	Audit	21/06/2018	49	Screen One
Larkin	Edward	Miscellaneous	20/06/2018	3	Screen One
Logan	Greg	Oral Med/Pathology, Research and Salivary Gland	21/06/2018	73	Screen One
Magennis	Patrick	Dento AV and Facial Skin Cancer	22/06/2018	98	Screen One
Maharaj	Khemanand	Head and Neck Reconstruction & QoL	21/06/2018	18	Main Auditorium
Man	Chang-Bon	Head and Neck Reconstruction	22/06/2018	111	Screen One
Martin	Timothy	Symposium: Reconstruction	22/06/2018	Symposium	Main Auditorium
M. Diamanti	Christina	Miscellaneous	20/06/2018	10	Screen One
McAuley	Donal	Cleft and Craniofacial	22/06/2018	83	Main Auditorium
McCarthy	Stephen	Symposium: Aesthetic	22/06/2018	Symposium	Main Auditorium
McMahon	Jeremy	Symposium: Oncology	20/06/2018	Symposium	Main Auditorium
McMahon	Jeremy	Head and Neck Reconstruction & QoL	21/06/2018	17	Main Auditorium
McMahon	Jeremy	Cancer	21/06/2018	52	Screen One
McVicar	Iain	Trauma	21/06/2018	35	Screen One

Surname	Forename	Session Type	Prog. date	Prog. No. or type	Meeting room
Mitchell	Oliver	Dento AV and Facial Skin Cancer	22/06/2018	95	Screen One
Mudgal	Charu	Oral Med/Pathology, Research and Salivary Gland	21/06/2018	75	Screen One
Nazir	Hira	Dento AV and Facial Skin Cancer	22/06/2018	89	Screen One
Nijamudeen	Aysha	Miscellaneous	20/06/2018	11	Screen One
Nijamudeen	Aysha	Head and Neck Reconstruction & QoL	21/06/2018	26	Main Auditorium
Nugent	Michael	Lunchtime Breakout Session: Flap Monitoring	22/06/2018	Lunchtime Breakout Sess.	Screen One
Obiri-Yeboah	Solomon	Cleft and Craniofacial	22/06/2018	81	Main Auditorium
Olding	James A	Miscellaneous	20/06/2018	2	Screen One
Olding	James A	Trauma	21/06/2018	33	Screen One
Olding	James A	Trauma	21/06/2018	41	Screen One
Parmar	Paras	Trauma	21/06/2018	40	Screen One
Patel	Nikita	Oral Med/Pathology, Research and Salivary Gland	21/06/2018	76	Screen One
Pepper	Thomas	Miscellaneous	20/06/2018	7	Screen One
Pepper	Thomas	Dento AV and Facial Skin Cancer	22/06/2018	88	Screen One
Pindolia	Harshini	Audit	21/06/2018	51	Screen One
Rajkumar	Andrew	Dento AV and Facial Skin Cancer	22/06/2018	101	Screen One
Reda	Mohamed	Symposium: Aesthetic	22/06/2018	Symposium	Main Auditorium
Richardson	David	Symposium: Reconstruction	22/06/2018	Symposium	Main Auditorium
Rickart	Alexander	Cancer	21/06/2018	57	Screen One
Robinson	Max	Keynote	20/06/2018	Keynote	Main Auditorium
Rodgers	Will	Cleft and Craniofacial	22/06/2018	85	Main Auditorium
Ryan	Jerry	Symposium: Aesthetic	22/06/2018	Symposium	Main Auditorium
Safdar	Yasser	Trauma	21/06/2018	38	Screen One
Sah	Sunil	Aesthetics and Orthognathic	21/06/2018	63	Main Auditorium
Schilling	Clare	Symposium: Oncology	20/06/2018	Symposium	Main Auditorium
Schilling	Clare	Cancer	21/06/2018	53	Screen One
Schlabe	Juergen	Head and Neck Reconstruction & QoL	21/06/2018	24	Main Auditorium
Siddiqui	Arshad	Cleft and Craniofacial	22/06/2018	82	Main Auditorium
Siddiqui	Arshad	Cleft and Craniofacial	22/06/2018	87	Main Auditorium
Simpson	Kathryn	Head and Neck Reconstruction & QoL	21/06/2018	23	Main Auditorium
Smith	Austen T	Miscellaneous	20/06/2018	1	Screen One
Sneddon	Ken	Symposium: Deformity	21/06/2018	Symposium	Main Auditorium
Solanki	Kohmal	Cancer	21/06/2018	56	Screen One
Stafford	Frank	Masterclass: Laryngopharyngeal reconstruction	22/06/2018	Masterclass	Cavil Suite/Radisson Blu
Stewart	Andrew	Symposium: Deformity	21/06/2018	Symposium	Main Auditorium
Tavakoli	Milad	Head and Neck Reconstruction & QoL	21/06/2018	21	Main Auditorium
Taylor	Richard	Trauma	21/06/2018	42	Screen One
Thompson	Alexandra	Audit	21/06/2018	46	Screen One
Thompson	Robert	Aesthetics and Orthognathic	21/06/2018	66	Main Auditorium
Thomson	Donald	Masterclass: Interpretation of CBCT –The Essentials	22/06/2018	Masterclass	Drift Suite/Radisson Blu
van Gijn	Daniel	Audit	21/06/2018	43	Screen One
van Gijn	Daniel	Dento AV and Facial Skin Cancer	22/06/2018	94	Screen One
Vatve	Maneesha	Symposium: Skin	21/06/2018	Symposium	Main Auditorium
Verma	Ritam	Miscellaneous	20/06/2018	12	Screen One
Verma	Ritam	Trauma	21/06/2018	39	Screen One
Visavadia	Bhavin	Symposium: Reconstruction	22/06/2018	Symposium	Main Auditorium
White	GILLIAN	Cleft and Craniofacial	22/06/2018	86	Main Auditorium
Wolff	Klaus D	Masterclass: Perforator Flaps	21/06/2018	Masterclass	Cavil Suite/Radisson Blu

Surname	Forename	Session Type	Prog. date	Prog. No. or type	Meeting room
Wolff	Klaus D	Norman Rowe Lecture: Reconstructive microsurgery in OMS	22/06/2018	Norman Rowe Lecture	Main Auditorium
Wood	Benjamin	Cancer	21/06/2018	58	Screen One
Woolley	Emma	BAOMS Specialty meeting and new curriculum presentation	21/06/2018	BAOMS specialty meeting	Screen One
Wotherspoon	Robert	Dento AV and Facial Skin Cancer	22/06/2018	96	Screen One
Yacoub	Leila	Oral Med/Pathology, Research and Salivary Gland	21/06/2018	74	Screen One



CLICK HERE FOR
ONLINE REGISTRATION



